

# Reflection



CS 201 + R950



CS 203 + R954



CS 206 + R958




CS 210 + R962



CS 214 + R966



CS 202 + R951



CS 203 + R955



CS 207 + R959




CS 211 + R963



CS 215 + R967




CS 203 + R952



CS 204 + R956




CS 208 + R960




CS 212 + R964




CS 216 + R968



CS 203 + R953



CS 205 + R957



CS 209 + R961



CS 213 + R965



CS 217 + R969

# Reflection



CS 218 + R970



CS 222 + R974



CS 226 + R978




CS 230 + R982



CS 201 + R986



CS 219 + R971



CS 223 + R975




CS 227 + R979



CS 231 + R983



CS 234 + R987



CS 220 + R972




CS 224 + R976



CS 228 + R980




CS 232 + R984




CS 235 + R988



CS 221 + R973




CS 225 + R977



CS 229 + R981




CS 233 + R985




CS 236 + R989




Reflection




CS 203 + R990




CS 237 + R992




CS 239 + R994



CS 203 + R996




CS 203 + R998




CS 203 + R991




CS 238 + R993




CS 203 + R995



CS 203 + R997




CS 240 + R999




Royal Effect CS 201 + R986

Reflection



Victorian Effect CS 203 + R995



Mural Effect CS 215 + R967



## BASE PREPARATION

1. Apply a coat of Bizzar Seal Primer with 1:1 water dilution, with roller or brush.

*After 8 to 12 Hours*

2. Apply two coats of colour star base colour with roller or brush, 10% to 20% water dilution.

## ROYAL EFFECT

1. Apply one coat of REFLECTION with brush or fine roller, with 10% water dilution.

*After 4 to 6 hours*

2. Sponge effect is achieved with light impression of colour star using Sea Sponge. Water dilution 40% to 50%.



## VICTORIAN EFFECT

1. Apply two coats of REFLECTION wet on wet with trowel moving from left to right or randomly. No water dilution is required.



## MURAL EFFECT

1. Apply one coat of REFLECTION with brush or fine roller, with 10% water dilution.

*After 4 to 6 hours*


2. Mural effect is achieved with light impression of colour star using Tampone. Water dilution 40% to 50%.




Bizzar wall coatings are manufactured in India by European technology and specialized material imported from Europe. The Bizzar wall coatings are specially developed to suit the Indian sub-continent's weather conditions. Designer coatings are applied by using special tools to achieve different effects and designs.




## Reflection



Reflection ( Mural),Shade no. R 984



Reflection (Mural), Shade no.CS238+R993



Reflection (Royal), Shade no. CS203+R986